

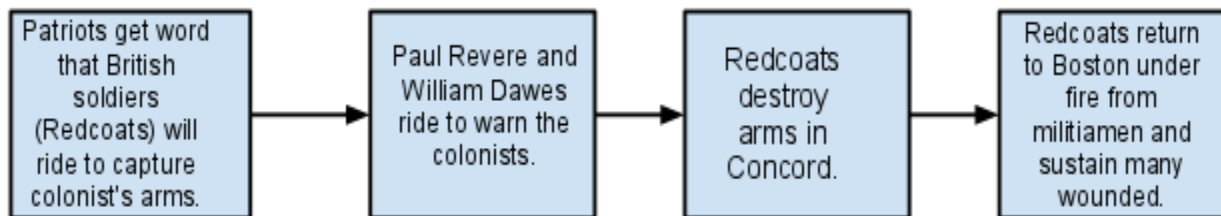
Teaching Writing → Using Graphic Organizers

Level: Middle School

*When you have a big writing project, it helps to organize your ideas before you begin to write. Graphic organizers are types of charts that can help you organize your ideas before you start writing. A **flow chart** is a graphic organizer that shows a progression of events or ideas. For example, you could use a flow chart to show the flow of events in your story or in history. You could use a flow chart to document action-reaction or cause and effects relationships. A more sophisticated flow chart could map out different possibilities and outcomes.*

Read the example flow charts below. Then use the blank flow charts on the next page to organize information for an essay.

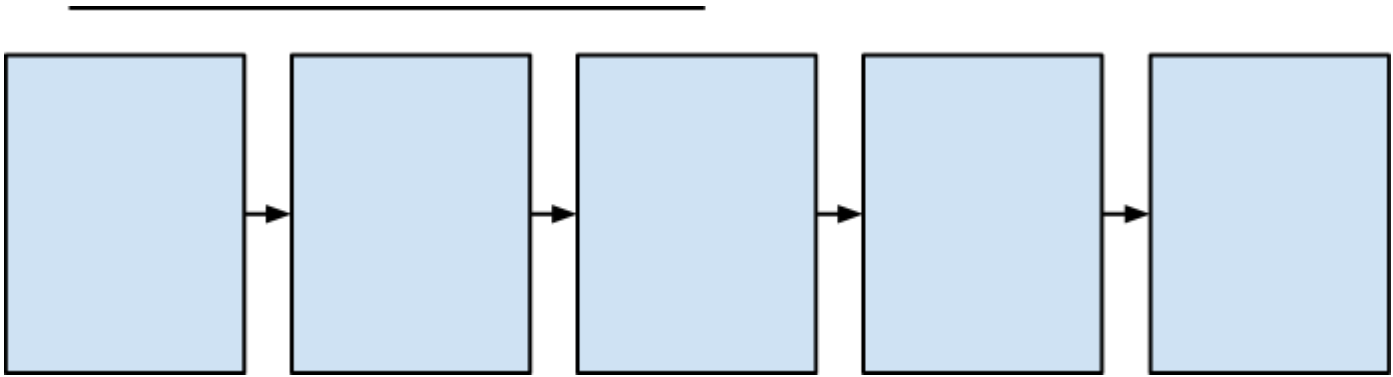
Battles of Lexington and Concord Flow Chart



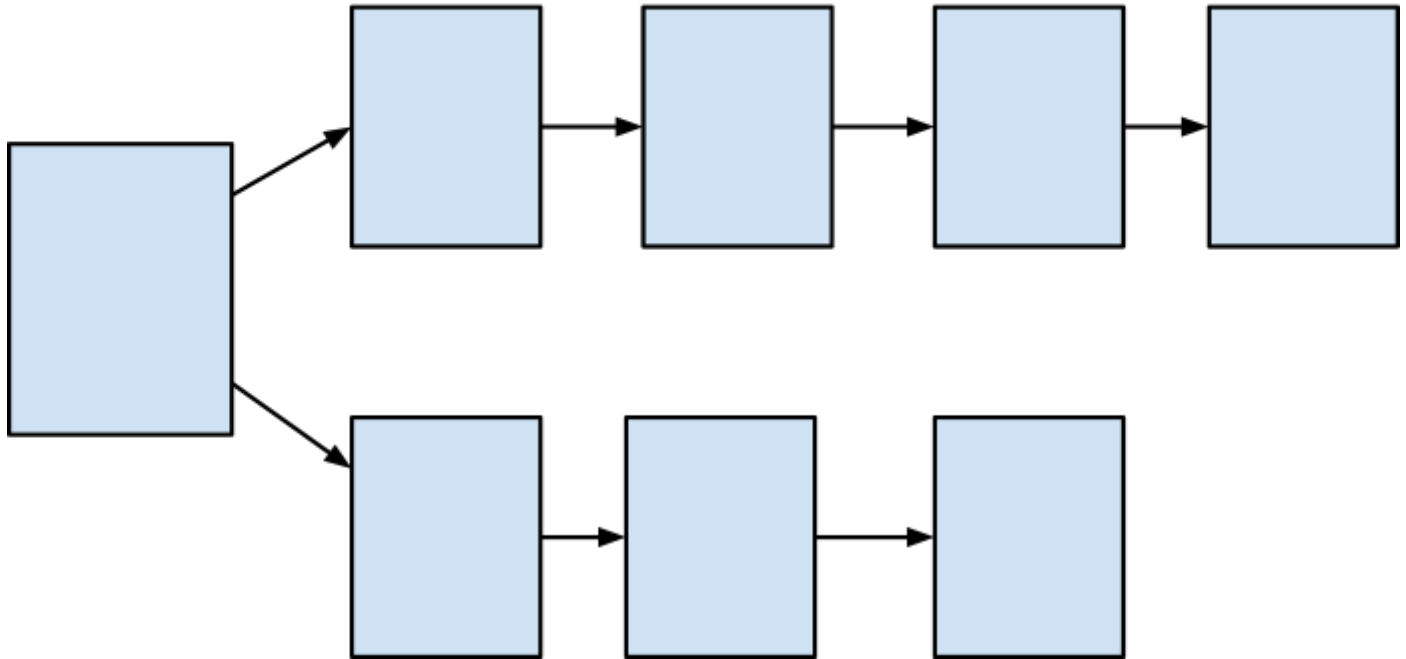
Time4Writing provides these writing materials to teachers and parents at no cost. More presentations, handouts, interactive online exercises, and video lessons are freely available at Time4Writing.com. Consider linking to these resources from your school, teacher, or homeschool educational site. The rules: These materials must maintain the visibility of the Time4Writing trademark and copyright information. They can be copied and used for educational purposes. They are not for resale. Want to give us feedback? We'd like to hear your views: info@time4writing.com



Flow Charts



Time4Writing provides these writing materials to teachers and parents at no cost. More presentations, handouts, interactive online exercises, and video lessons are freely available at Time4Writing.com. Consider linking to these resources from your school, teacher, or homeschool educational site. The rules: These materials must maintain the visibility of the Time4Writing trademark and copyright information. They can be copied and used for educational purposes. They are not for resale. Want to give us feedback? We'd like to hear your views: info@time4writing.com



Time4Writing provides these writing materials to teachers and parents at no cost. More presentations, handouts, interactive online exercises, and video lessons are freely available at Time4Writing.com. Consider linking to these resources from your school, teacher, or homeschool educational site. The rules: These materials must maintain the visibility of the Time4Writing trademark and copyright information. They can be copied and used for educational purposes. They are not for resale. Want to give us feedback? We'd like to hear your views: info@time4writing.com